

K L I P S C H S Y N E R G Y M O N I T O R S

The Klipsch Synergy Series™ Monitors prove that great sound can come in small packages. The KSB 1.1, KSB 2.1 and KSB 3.1 monitors and the sonically matched KSC-C1 center channel provide exceptional dynamic punch and stereo imaging in a compact, architecturally aesthetic design. Unassuming at heights of 11, 15 and 17 inches, these new video-shielded monitors incorporate the same technology and meet the same rigorous sonic standards set for all Klipsch loudspeakers.


The Klipsch Synergy Series advantage is its third generation Tractrix® Horn. True horn-loaded speakers, the new monitors employ the same technology used in movie theaters, concert halls and by professional musicians. This horn technology allows the monitors to deliver high output with low levels of distortion, broad dynamics, controlled directivity and flat frequency response — making them a perfect choice for today's digital sound.

The new Klipsch Synergy Series Monitors. Visually unassuming, sonically immense.



KSB 3.1™ MONITOR

BANDWIDTH: 45-20k Hz±3dB SENSITIVITY: 94dB @ 1 watt/1 meter NOMINAL IMPEDANCE: 8 ohms
CROSSOVER FREQUENCY: 2800 Hz POWER HANDLING: 100 watts (400 watts peak)
ENCLOSURE TYPE: Bass reflex via front-mounted port
DRIVE COMPONENTS: Two-way system using one 1" (2.54cm) K-94-S neodymium magnet compression driver with a Tractrix 90° x 40° horn and one 8" (20.32cm) K-1042-SV magnetically shielded woofer
WEIGHT: 16 lbs. (7.25kg) HEIGHT: 17" (43cm) WIDTH: 9.25" (23.5cm) DEPTH: 9.25" (23.5cm)
FEATURES: Video shielding, Broad-band performance



KSB 2.1™ MONITOR

BANDWIDTH: 55-20k Hz±3dB SENSITIVITY: 93dB @ 1 watt/1 meter NOMINAL IMPEDANCE: 8 ohms
CROSSOVER FREQUENCY: 2800 Hz POWER HANDLING: 85 watts (340 watts peak)
ENCLOSURE TYPE: Bass reflex via front-mounted port
DRIVE COMPONENTS: Two-way system using one 1" (2.54cm) K-94-S neodymium magnet compression driver with a Tractrix 90° x 40° horn and one 6.5" (16.5cm) K-1041-SV magnetically shielded woofer
WEIGHT: 11 lbs. (5kg) HEIGHT: 15" (38cm) WIDTH: 7.5" (19cm) DEPTH: 8" (20cm)
FEATURES: Video shielding, Broad-band performance



KSB 1.1™ MONITOR


BANDWIDTH: 65-20k Hz±3dB SENSITIVITY: 92dB @ 1 watt/1 meter NOMINAL IMPEDANCE: 8 ohms
CROSSOVER FREQUENCY: 2800 Hz POWER HANDLING: 75 watts (300 watts peak)
ENCLOSURE TYPE: Bass reflex via front-mounted port
DRIVE COMPONENTS: Two-way system using one 1" (2.54cm) K-94-S neodymium magnet compression driver with a Tractrix 90° x 40° horn and one 5.25" (14cm) K-1027-SV magnetically shielded woofer
WEIGHT: 5 lbs. (2.27kg) HEIGHT: 11" (28cm) WIDTH: 6.75" (17.5cm) DEPTH: 6" (15.5cm)
FEATURES: Video shielding, Double keyhole and threaded insert mounting, Vogel's® SAT-5 mounting bracket provision



KSC-C1™ CENTER CHANNEL

BANDWIDTH: 70-20k Hz±3dB SENSITIVITY: 95dB @ 1 watt/1 meter NOMINAL IMPEDANCE: 8 ohms
CROSSOVER FREQUENCY: 2800 Hz POWER HANDLING: 100 watts (400 watts peak)
ENCLOSURE TYPE: Sealed cabinet
DRIVE COMPONENTS: Two-way system using one 1" (2.54cm) K-94-S neodymium magnet compression driver with a Tractrix 90° x 40° horn and two 5.25" (14.5cm) K-1033-SV magnetically shielded woofers
WEIGHT: 15 lbs. (6.8kg) HEIGHT: 6.5" (16.5cm) WIDTH: 20" (51cm) DEPTH: 7.125" (18cm)
FEATURES: Video shielding

 **Klipsch**[™]
A LEGEND IN SOUND.




The KSB 3.1 and KSB 2.1 are available in Black Ash or Rosewood vinyl veneer.

Klipsch, Inc. 8900 Keystone Crossing Suite 1220 Indianapolis, Indiana U.S.A. 46240 • P.O. Box 688 Hope, Arkansas U.S.A. 71802
1-800-KLIPSCH www.klipsch.com

K L I P S C H S Y N E R G Y T O W E R S

The new Klipsch Synergy™ Tower Series, the culmination of over two years of R&D and engineering effort, is an incredible blend of aesthetics and performance. Finally, a loudspeaker system capable of delivering the frequency extremes with definition and power, the new KSF 8.5 and KSF 10.5 towers provide a wide, deep soundstage and exceptional imaging. The towers' power lies in its fourth-generation K-97-KV Tractrix Horn® which produces vivid, uncolored sound that is superbly balanced from top to bottom.

These new KSF models anchor a complete family of integrated audio and home theater loudspeakers. A perfectly timbre-matched center channel, the KSF-C5, complements both the KSF 8.5 and KSF 10.5 for seamless sound pans that give you that "front and center" feeling. The all-new KSF-S5 surround speakers also feature timbre matching with Klipsch's exclusive Wide Dispersion Surround Technology™. This new proprietary technology utilizes two horn drivers in an orientation that delivers an optimal 180° sound field so important to real theater-type sound effects. The wide coverage pattern makes the KSF-S5 less sensitive to room placement, allowing greater flexibility and ensuring full room coverage with diffused and detailed sound. The Synergy Tower Series loudspeakers provide a visceral immediacy that involves your whole body in the listening experience. Get to your local Klipsch dealer to hear and feel the difference.



KSF 10.5™ TOWER

BANDWIDTH: 36Hz-20kHz±3dB **SENSITIVITY:** 95dB @ 1 watt/1 meter **NOMINAL IMPEDANCE:** 8 ohms **CROSSOVER FREQUENCY:** 2.2kHz
POWER HANDLING: 100 watts maximum continuous (400 watts peak) **ENCLOSURE TYPE:** Bass reflex design via wide flare, rear-firing port
DRIVE COMPONENTS: Two-way system using one 1" (2.54cm) K-97-KV compression driver with a 90°X 60° Tractrix Horn and two 8" (20.32cm) K-1063-KV magnetically shielded woofers **FINISH:** Black Ash or Rosewood vinyl veneer
WEIGHT: 55 lbs. (25kg) **HEIGHT:** 38" (96.52cm) **WIDTH:** 10.25" (26.03cm) **DEPTH:** 12.5" (31.75cm)



KSF 8.5™ TOWER

BANDWIDTH: 36Hz-20kHz±3dB **SENSITIVITY:** 94dB @ 1 watt/1 meter **NOMINAL IMPEDANCE:** 8 ohms **CROSSOVER FREQUENCY:** 2.2kHz
POWER HANDLING: 75 watts maximum continuous (300 watts peak) **ENCLOSURE TYPE:** Bass reflex design via wide flare, rear-firing port
DRIVE COMPONENTS: Two-way system using one 1" (2.54cm) K-97-KV compression driver with a 90°X 60° Tractrix Horn and one 8" (20.32cm) K-1054-KV magnetically shielded woofer **FINISH:** Black Ash or Rosewood vinyl veneer
WEIGHT: 47 lbs. (21.36kg) **HEIGHT:** 35.75" (90.80cm) **WIDTH:** 10.25" (26.03cm) **DEPTH:** 12.5" (31.75cm)



KSF-C5™ CENTER CHANNEL

BANDWIDTH: 63Hz-20kHz±3dB **SENSITIVITY:** 96dB @ 1 watt/1 meter **NOMINAL IMPEDANCE:** 8 ohms **CROSSOVER FREQUENCY:** 2.2kHz
POWER HANDLING: 100 watts maximum continuous (400 watts peak) **ENCLOSURE TYPE:** Bass reflex design via dual, rear-firing ports
DRIVE COMPONENTS: Two-way system using one 1" (2.54cm) K-96-KV neodymium magnet compression driver with a 90° X 60° Tractrix Horn and two 6.5" (16.51cm) K-1053-SV magnetically shielded woofers **FINISH:** Black matte vinyl
WEIGHT: 16 lbs. (7.26kg) **HEIGHT:** 7.875" (20cm) **WIDTH:** 23.9" (9.4cm) **DEPTH:** 7.3" (18.54cm)



KSF-S5™ SURROUND

BANDWIDTH: 60Hz-20kHz±3dB **SENSITIVITY:** 93dB @ 1 watt/1 meter (equivalent sound energy) **NOMINAL IMPEDANCE:** 8 ohms
CROSSOVER FREQUENCY: 1800Hz **POWER HANDLING:** 100 watts maximum continuous (400 watts peak) **ENCLOSURE TYPE:** Sealed enclosure
DRIVE COMPONENTS: Two-way system using two 1" (2.54cm) K-99-SV neodymium magnet compression drivers with a 90°X 60° Tractrix Horn and one 6.5" (16.51cm) K-1018-S woofer **FINISH:** Black and white matte vinyl
WEIGHT: 13 lbs. (5.9kg) **HEIGHT:** 8" (20.3cm) **WIDTH:** 18.25" (46.4cm) **DEPTH:** 7.3" (18.54cm)

 **Klipsch**^{INC.}
A LEGEND IN SOUND.™



The KSF 10.5 and KSF 8.5 are available in Black Ash or Rosewood vinyl veneer.

Klipsch, Inc. 8900 Keystone Crossing Suite 1220 Indianapolis, Indiana U.S.A. 46240 • P.O. Box 688 Hope, Arkansas U.S.A. 71802
 1-800-KLIPSCH www.klipsch.com


©1997 Klipsch, Inc. All rights reserved.
 Specifications are subject to engineering changes.

193091
 73M0697

K L I P S C H S Y N E R G Y P R E M I E R E

Sleek, sophisticated design meets pure power in the new Klipsch Synergy Premiere Towers™. From the cabinet's elegant lines to its rich wood finishes, the powered tower's beauty is rivaled only by its performance. Featuring a 15" built-in subwoofer driven by a high current 200 watt amplifier, the KSP 400 delivers rich, deep bass, while the d'Appolito configuration of the dual mid-bass drivers and K-97-KV Tractrix® Horn provides remarkable detail and clarity.


The new KSP 400 anchors a complete family of audio and home theater products including the timbre-matched KSP-C6 center channel and dedicated KSP-S6 surrounds. The surrounds feature Klipsch's proprietary Wide Dispersion Surround Technology™, a unique achievement in surround design that optimizes the performance of Dolby Digital®, DTS 5.1™ and all of today's newest digital technologies. By producing not only diffuse effects, but also the direct sounds necessary for good localization, Klipsch surrounds offer the most realistic experience this side of your local theater. And, the optimal 180° sound pattern makes the surrounds less sensitive to room placement, offering true flexibility in your home theater set up. Power. Performance. Premiere.



*bottom
sub woofer
not shielded*

KSP 400™

SENSITIVITY: 95dB @ 1 watt/1 meter BANDWIDTH: 27Hz-20kHz±3dB
 MAXIMUM OUTPUT: 117dB (SPL) NOMINAL IMPEDANCE: 8 ohms CROSSOVER FREQUENCY: 3kHz/80Hz
 HIGH FREQUENCY POWER HANDLING: 200 watts maximum continuous (800 watts peak)
 ENCLOSURE TYPE: Sealed enclosure
 INPUTS: Tri-wire capable, high level five-way binding post; LFE and line in RCA phono jacks
 DRIVE COMPONENTS: Three-way system using one 1" (2.54cm) K-97-KV compression driver with a 90°X60° Tractrix Horn,
 two 6.5" (16.51cm) K-1057-KB mid-bass woofers and one 15" K-1060-K subwoofer
 WEIGHT: 115 lbs. (52.21kg) HEIGHT: 48" (122cm) WIDTH: 8.75" (22.23cm) DEPTH: 19.75" (50.17cm)
 FINISH: Medium Oak, Black Satin or Mahogany
 SUBWOOFER AMPLIFIER: 200 watts continuous; 400 watts peak power VOLTAGE: 110/120 VAC, 60Hz



KSP-C6™

SENSITIVITY: 94dB @ 1 watt/1 meter BANDWIDTH: 63Hz-20kHz±3dB
 NOMINAL IMPEDANCE: 8 ohms CROSSOVER FREQUENCY: 3kHz
 POWER HANDLING: 150 watts maximum continuous (600 watts peak) ENCLOSURE TYPE: Sealed enclosure
 DRIVE COMPONENTS: Two-way system using one 1" (2.54cm) K-97-KV magnetically shielded tweeter with a
 90°X60° Tractrix Horn and two 6.5" (16.51cm) K-1057-KV magnetically shielded woofers
 WEIGHT: 28 lbs. (12.7kg) HEIGHT: 8" (20.32cm) WIDTH: 23.42" (59.49cm) DEPTH: 7.75" (19.69cm)
 FINISH: Matte finish black vinyl



KSP-S6™

SENSITIVITY: 94dB @ 1 watt/1 meter (equivalent sound energy) BANDWIDTH: 60Hz-20kHz±3dB
 NOMINAL IMPEDANCE: 8 ohms CROSSOVER FREQUENCY: 2.8kHz
 POWER HANDLING: 150 watts maximum continuous (600 watts peak) ENCLOSURE TYPE: Sealed enclosure
 DRIVE COMPONENTS: Two-way system using two 1" (2.54cm) K-96-S neodymium compression drivers with
 90°X60° Tractrix Horns and two 6.5" (16.51cm) K-1057-K woofers
 WEIGHT: 20.5 lbs. (9.31kg) HEIGHT: 15.125" (38.42cm) WIDTH: 13.375" (33.97cm) DEPTH: 7.375" (18.73cm)
 FINISH: Matte finish black or white vinyl MOUNTING: Threaded insert and double keyhole



The KSP 400 is available in Medium Oak, Black Satin and Mahogany finishes.

 **Klipsch**™
 A LEGEND IN SOUND.

KLIPSCH CONSUMER GROUP · 8900 KEYSTONE CROSSING, SUITE 1220 · INDIANAPOLIS, IN USA 46240
 KLIPSCH MANUFACTURING GROUP · P.O. BOX 688 HOPE, AR USA 71802 · 1-800-KLIPSCH · www.klipsch.com