

Klipsch[®]

REFERENCE II
SPEAKERS

Klipsch



REFERENCE (n):

- 1) the standard, the benchmark, the point used for comparison
- 2) the embodiment of the legendary Klipsch sound


Movies and music will sound just as they were intended to – no matter the room type or size – with the power, detail and emotion of Klipsch Reference II sound.

Our exclusive Tractrix® Horn technology and titanium tweeters deliver a most impressive high-end response and greater extension, enhanced imaging and powerful dynamics. Cerametallic™ cone woofers complement the listening experience by creating bass that is always tight and well-defined with a smoother mid-range response. A new Linear Travel Suspension minimizes distortion for enhanced performance. Pleasing to both the eye and the ear, the Reference II Series' elegantly handcrafted finishes result in a seamless integration into any décor.

Klipsch

Paul W. Klipsch

THE LEGEND IN SOUND



In 1946, Paul W. Klipsch created our proprietary horn technology and sound principles that have been the driving force behind our highly acclaimed signature sound. Every speaker we make - from our Professional Cinema speakers, used in half of all newly installed theaters, to our smallest bookshelf speaker - is horn-loaded to create the ultimate live-sound experience. Fall in love with your favorite music and movies all over again.



5.1

Your favorite movies, television shows and sporting events demand 5.1 surround sound.


Comprised of five speakers – left and right main speakers, a center channel speaker, left and right surround speakers plus a subwoofer for deep-reaching bass – the 5.1 Klipsch home theater system will envelop you in unforgettable, powerful and emotional moments.



Be it a disguised word, whisper or sigh, Reference II Series speakers capture every detail and bring movies and music to life with astonishing clarity and precision.

HEAR EVERYTHING YOU SEE

Placing you on stage with your favorite artists and in the scenes of your favorite motion pictures, these quality speakers are guaranteed to deliver every nuance and detail to complete your entertainment experiences. Our exclusive Wide Dispersion Surround Technology™ (WDST™) reproduces localized and ambient sounds and offer you unlimited placement flexibility for seamless integration.





Our compact and attractive subwoofers are equipped with the latest technology to ensure mind-blowing and deep-reaching bass. Featuring BASH® Digital Hybrid Class AB amplifiers and passive non-resonant woven fiberglass drivers, these sonic wonders will enhance any speaker system.

POUND FOR POUND



"Music is the universal language of mankind."
Henry Wadsworth Longfellow

RF-7 II





*“When people hear good music, it makes them homesick
for something they never had...”*

Edgar Watson Howe



RF-42 II

RB-51 II



"When I hear music, I fear no danger."

Henry David Thoreau

SPECIFICATIONS



	<i>RF-7 II</i>	<i>RF-82 II</i>	<i>RF-62 II</i>	<i>RF-52 II</i>	<i>RF-42 II</i>	<i>RC-64 II</i>
Frequency Response	30Hz-24KHz ± 3dB	33Hz-24KHz ± 3dB	35Hz-24KHz ± 3dB	36Hz-24KHz ± 3dB	59Hz-24KHz ± 3dB	59Hz-24KHz ± 3dB
Power Handling [peak]	250W RMS / 1000W	150W RMS / 600W	125W RMS / 500W	100W RMS / 400W	75W RMS / 300W	200W RMS / 800W
Sensitivity	101dB @ 2.83V / 1m	98dB @ 2.83V / 1m	97dB @ 2.83V / 1m	96dB @ 2.83V / 1m	95dB @ 2.83V / 1m	99dB @ 2.83V / 1m
Nominal Impedance	8 ohms compatible	8 ohms compatible	8 ohms compatible	8 ohms compatible	8 ohms compatible	8 ohms compatible
High Frequency Drivers	1.75" (4.45cm) Titanium diaphragm compression driver mated to 8" square 90° x 60° Tractrix® Horn	1" (2.54cm) Titanium diaphragm compression driver mated to 90° x 60° square Tractrix® Horn	1" (2.54cm) Titanium diaphragm compression driver mated to 90° x 60° square Tractrix® Horn	1" (2.54cm) Titanium diaphragm compression driver mated to 90° x 60° square Tractrix® Horn	1" (2.54cm) Titanium diaphragm compression driver mated to 90° x 60° square Tractrix® Horn	1.75" (3.2cm) Titanium diaphragm compression driver mated to 90° x 60° square Tractrix® Horn
Crossover Frequency	1200Hz	1400Hz	1500Hz	1700Hz	1620Hz	1400Hz
Low Frequency Drivers	Two 10" (25.4cm) Cerametallic™ cone woofers	Dual 8" (20.3cm) Cerametallic™ cone woofers	Dual 6.5" (16.5cm) Cerametallic™ cone woofers	Dual 5.2" (13.3cm) Cerametallic™ cone woofers	Dual 4.5" (11.4cm) Cerametallic™ cone woofers	Quad 6.5" (16.5cm) Cerametallic™ cone woofers
Inputs	Dual binding posts / bi-wire / bi-amp	Dual binding posts / bi-wire / bi-amp	Dual binding posts / bi-wire / bi-amp	Dual binding posts / bi-wire / bi-amp	Dual binding posts / bi-wire / bi-amp	Dual binding posts / bi-wire / bi-amp
Enclosure Type	Bass-reflex via dual rear-firing ports	Bass-reflex via dual rear-firing ports	Bass-reflex via dual rear-firing ports	Bass-reflex via rear-firing port	Bass-reflex via rear-firing port	Sealed
Height	48.5" (123.3cm) with feet	43.9" (111.4cm) with feet	40.2" (102cm) with feet	36.9" (93.8cm) with feet	34.9" (88.7cm) with feet	8" (20.3cm)
Width	11.6" (29.5cm)	9.3" (23.5cm)	8.5" (21.6cm)	6.8" (17.2cm)	6" (15.3cm)	35.8" (91cm)
Depth [with grille]	16.3" (41.5cm)	16.3" (41.4cm)	15.4" (39cm)	14.4" (36.5cm)	9.7" (24.7cm)	13" (33cm)
Mounting	–	–	–	–	–	Uptilt and Downtilt feet
Weight	87.1lbs (39.5kg)	61.5lbs (32.2kg)	49.1lbs (22.3kg)	38.5lbs (17.5kg)	27.1lbs (12.3kg)	51.8lbs (23.5kg)
Finish	Black Ash , Medium Cherry furniture grade wood veneer	Black Ash & Cherry woodgrain vinyl	Black Ash & Cherry woodgrain vinyl	Black Ash & Cherry woodgrain vinyl	Black Ash woodgrain vinyl	Black Ash, Medium Cherry furniture grade wood veneer

	<i>RC-62 II</i>	<i>RC-52 II</i>	<i>RC-42 II</i>	<i>RS-62 II</i>	<i>RS-52 II</i>	<i>RS-42 II</i>	<i>RS-41 II</i>
Frequency Response	57Hz-24KHz ± 3dB	67Hz-24KHz ± 3dB	88Hz-24KHz ± 3dB	50Hz-24KHz ± 3dB	58Hz-24KHz ± 3dB	62Hz-24KHz ± 3dB	82Hz-24KHz ± 3dB
Power Handling [peak]	150W RMS / 600W Peak	125W RMS / 500W Peak	75W RMS / 300W Peak	150W RMS / 600W Peak	100W RMS / 400W Peak	75W RMS / 300W Peak	50W RMS / 200W Peak
Sensitivity	98dB @ 2.83V / 1m	96dB @ 2.83V / 1m	95dB @ 2.83V / 1m	97dB @ 2.83V / 1m	95dB @ 2.83V / 1m	93dB @ 2.83V / 1m	91dB @ 2.83V / 1m
Nominal Impedance	8 ohms compatible	8 ohms compatible	8 ohms compatible	8 ohms compatible	8 ohms compatible	8 ohms compatible	8 ohms compatible
High Frequency Drivers	1" (2.54cm) Titanium diaphragm compression driver mated to 90° x 60° square Tractrix® Horn	1" (2.54cm) Titanium diaphragm compression driver mated to 90° x 60° square Tractrix® Horn	1" (2.54cm) Titanium diaphragm compression driver mated to 90° x 60° square Tractrix® Horn	Dual 1" (2.54cm) Titanium diaphragm compression drivers mated to 90° x 60° square Tractrix® Horns	Dual 1" (2.54cm) Titanium diaphragm compression drivers mated to 90° x 60° square Tractrix® Horns	Dual 1" (2.54cm) Titanium diaphragm compression drivers mated to 90° x 60° square Tractrix® Horns	Dual 1" (2.54cm) Titanium diaphragm compression drivers mated to 90° x 60° square Tractrix® Horns
Crossover Frequency	1500Hz	1600Hz	1700Hz	1300Hz	1500Hz	1700Hz	1600Hz
Low Frequency Drivers	Dual 6.5" (16.5cm) Cerametallic™ cone woofers	Dual 5.25" (13.3cm) Cerametallic™ cone woofers	Dual 4" (10.2cm) Cerametallic™ cone woofers	Dual 6.5" (16.5cm) Cerametallic™ cone woofers	Dual 5.25" (13.3cm) Cerametallic™ cone woofers	Dual 4" (10.2cm) Cerametallic™ cone woofers	4" (10.2cm) Cerametallic™ cone woofer
Inputs	Single binding posts	Single binding posts	Single binding posts	Single binding posts	Single binding posts	Single binding posts	Single binding posts
Enclosure Type	Bass-reflex via dual front-firing ports	Bass-reflex via dual front-firing ports	Bass-reflex via dual front-firing ports	Bass-reflex via quad side-firing ports	Bass-reflex via dual side-firing ports	Bass-reflex via dual side-firing ports	Sealed
Height	8" (20.3cm)	6.5" (16.6cm)	5.4" (13.7cm)	15" (38.1cm)	13" (33.1cm)	10" (25.4cm)	5.9" (15cm)
Width	23.5" (59.7cm)	20.5" (52.1cm)	16" (40.7cm)	16.3" (41.5cm)	14.3" (36.3cm)	12.5" (31.7cm)	12.7" (32.3cm)
Depth [with grille]	12.8" (32.4cm)	10.5" (26.6cm)	8.9" (22.7cm)	9.2" (23.4cm)	8" (20.2cm)	7.1" (18cm)	5.6" (14.2cm)
Mounting	Uptilt and Downtilt feet	Uptilt and Downtilt feet	Uptilt and Downtilt feet	Keyhole bracket and quad 1/4"-20 threaded inserts	Keyhole bracket and quad 1/4"-20 threaded inserts	Keyhole bracket and quad 1/4"-20 threaded inserts	Keyhole bracket and 1/4"-20 threaded insert
Weight	30.4lbs (13.8kg)	22.1lbs (10kg)	12.6lbs (5.7kg)	22.7lbs (10.3kg)	14.7lbs (6.7kg)	11.9lbs (5.4kg)	5.4lbs (2.5kg)
Finish	Black Ash & Cherry woodgrain vinyl	Black Ash woodgrain vinyl	Black Ash woodgrain vinyl	Matte Black vinyl	Matte Black vinyl	Matte Black vinyl	Matte Black vinyl


SPECIFICATIONS



	<i>RB-81 II</i>	<i>RB-61 II</i>	<i>RB-51 II</i>	<i>RB-41 II</i>
Frequency Response	44Hz-24KHz ± 3dB	45Hz-24KHz ± 3dB	50Hz-24KHz ± 3dB	85Hz-24KHz ± 3dB
Power Handling [peak]	150W RMS / 600W Peak	100W RMS / 400W Peak	75W RMS / 300W Peak	50W RMS / 200W Peak
Sensitivity	97dB @ 2.83V / 1m	92dB @ 2.83V / 1m	92dB @ 2.83V / 1m	91dB @ 2.83V / 1m
Nominal Impedance	8 ohms compatible	8 ohms compatible	8 ohms compatible	8 ohms compatible
High Frequency Drivers	1" (2.54cm) Titanium diaphragm compression driver mated to 90° x 60° square Tractrix® Horn	1" (2.54cm) Titanium diaphragm compression driver mated to 90° x 60° square Tractrix® Horn	1" (2.54cm) Titanium diaphragm compression driver mated to 90° x 60° square Tractrix® Horn	1" (2.54cm) Titanium diaphragm compression driver mated to 90° x 60° square Tractrix® Horn
Crossover Frequency	1400Hz	1500Hz	1500Hz	1500Hz
Low Frequency Drivers	8" (20.3cm) Cerametallic™ cone woofer	6.5" (16.5cm) Cerametallic™ cone woofer	5.25" (13.3cm) Cerametallic™ cone woofer	4" (10.2cm) Cerametallic™ cone woofer
Inputs	Dual binding posts / bi-wire / bi-amp	Dual binding posts / bi-wire / bi-amp	Single binding posts	Single binding posts
Enclosure Type	Bass-reflex via front-firing port	Bass-reflex via front-firing port	Bass-reflex via rear-firing port	Bass-reflex via rear-firing port
Height	19" (48.4cm)	15.4" (39.1cm)	11.4" (28.9cm)	8.9" (22.6cm)
Width	9.3" (23.5cm)	8.5" (21.6cm)	6.5" (16.5cm)	5.7" (14.4cm)
Depth [with grille]	12.3" (31.2cm)	12.3" (31.2cm)	10.7" (27.2cm)	7.8" (19.8cm)
Mounting	Dual bottom mount 1/4"-20 threaded inserts	None	Keyhole bracket and dual 1/4"-20 threaded inserts	Keyhole bracket and 1/4"-20 threaded insert
Weight	27.5lbs (12.5kg)	35.2lbs (16kg) per pair	20.9lbs (9.5kg) per pair	12.4lbs (5.6kg) per pair
Finish	Black Ash & Cherry woodgrain vinyl	Black Ash & Cherry woodgrain vinyl	Black Ash woodgrain vinyl	Black Ash woodgrain vinyl



	<i>SW-311</i>	<i>SW-310</i>	<i>SW-308</i>	<i>SW-112</i>	<i>SW-110</i>
Frequency Response	22Hz-120Hz ± 3dB	24Hz-120Hz ± 3dB	26Hz-120Hz ± 3dB	26Hz-120Hz ± 3dB	28Hz-120Hz ± 3dB
Maximum Acoustic Output	118dB @ 30Hz 1/8 space, 1m	116dB @ 30Hz 1/8 space, 1m	110dB @ 30Hz 1/8 space, 1m	116dB @ 30Hz 1/8 space, 1m	113dB @ 30Hz 1/8 space, 1m
Amplifier Type	BASH Digital Hybrid class-AB	BASH Digital Hybrid class-AB	BASH Digital Hybrid class-AB	BASH Digital Hybrid class-AB	BASH Digital Hybrid class-AB
Amplifier Power	FTC Rated Power: 500 watts continuous @ <2% THD / Dynamic Power*: 1200 watts	FTC Rated Power: 400 watts continuous @ <2% THD / Dynamic Power*: 900 watts	FTC Rated Power: 300 watts continuous @ <2% THD / Dynamic Power*: 650 watts	FTC Rated Power: 300 watts continuous @ <2% THD / Dynamic Power*: 600 watts	FTC Rated Power: 200 watts continuous @ <2% THD / Dynamic Power*: 450 watts
Driver Components	10" (25.4cm) Active / Dual 10" Passive non-resonant Woven Fiberglass drivers	10" (25.4cm) Active / Dual 10" Passive non-resonant Woven Fiberglass drivers	8" (20.3cm) Active / Dual 8" Passive non-resonant Woven Fiberglass drivers	12" (30.5cm) Active non-resonant Woven Fiberglass driver	10" (25.4cm) Active non-resonant Woven Fiberglass driver
Enclosure Type	Bass-reflex via dual side-firing passive radiators	Bass-reflex via dual side-firing passive radiators	Bass-reflex via dual side-firing passive radiators	Bass-reflex via front-firing slot port	Bass-reflex via front-firing slot port
Inputs	L/R Line-level RCA jacks, USB, 12V Trigger, MIC, WA port	L/R Line-level RCA jacks, WA port	L/R Line-level RCA jacks, WA port	L/R Line-level RCA jacks, L/R High-level speaker binding posts, WA port	L/R Line-level RCA jacks, L/R High-level speaker binding posts, WA port
Outputs	Line-level RCA jack	None	None	None	None
Height	13" (33cm)	13" (33cm)	11" (27.9cm)	16" (40.6cm)	14" (35.6cm)
Width	13" (33cm)	13" (33cm)	11" (27.9cm)	14.5" (36.8cm)	12.5" (31.8cm)
Depth	14" (35.6cm)	13" (33cm)	11" (27.9cm)	19" (48.3cm)	17" (43.2cm)
Weight	37lbs (16.8kg)	35lbs (15.9kg)	24lbs (10.9kg)	46lbs (20.9kg)	35lbs (15.9kg)
Features	DCS control and feature set w/ 5 system presets and Adaptive Room Correction II with 12 active filters	–	–	–	–
Finish	Black satin	Black satin	Black satin	Black pica	Black pica
Voltage	100-120V / 220-240V-50/60Hz 5A (Auto-voltage switching) with 1 Watt standby	100-120V / 220-240V-50/60Hz 4A (Auto-voltage switching) with 1 Watt standby	100-120V / 220-240V-50/60Hz 3.15A (Auto-voltage switching) with 1 Watt standby	100-120V / 220-240V-50/60Hz 2A (Auto-voltage switching) with 1 Watt standby	100-120V / 220-240V-50/60Hz 2A (Auto-voltage switching) with 1 Watt standby
Export Version	NA, EU	NA, EU	NA, EU	NA, EU, CCC	NA, EU, CCC





RF-62 II

REFERENCE 5.1 SYSTEMS



RF-42 II

RF-7 II System

- 2 RF-7 floorstanders
- 1 RC-64 center channel
- 2 RS-62 surrounds
- 1 SW-311 subwoofer



RF-82 II System

- 2 RF-82 floorstanders
- 1 RC-62 center channel
- 2 RS-52 surrounds
- 1 SW-310 subwoofer



RF-62 II System

- 2 RF-62 floorstanders
- 1 RC-62 center channel
- 2 RS-52 surrounds
- 1 SW-112 subwoofer



RF-52 II System

- 2 RF-52 floorstanders
- 1 RC-52 center channel
- 2 RS-42 surrounds
- 1 SW-110 subwoofer



RF-42 II System

- 2 RF-42 floorstanders
- 1 RC-42 center channel
- 2 RS-41 surrounds
- 1 SW-110 subwoofer



RB-81 II System

- 2 RB-81 bookshelves
- 1 RC-62 center channel
- 2 RS-52 surrounds
- 1 SW-310 subwoofer



RB-61 II System

- 2 RB-61 bookshelves
- 1 RC-52 center channel
- 2 RS-42 surrounds
- 1 SW-110 subwoofer



RB-51 II System

- 2 RB-51 bookshelves
- 1 RC-52 center channel
- 2 RS-42 surrounds
- 1 SW-110 subwoofer



RB-41 II System

- 2 RB-41 bookshelves
- 1 RC-42 center channel
- 2 RS-41 surrounds
- 1 SW-110 subwoofer



COLLABORATION

These are a few of the systems you can configure with Reference II speakers and subs. Select an entire recommended system or mix and match.

Klipsch®

Klipsch is committed to providing the most powerful, detailed, and emotional sound experience to every home. As we continue to research and integrate new methods that complement our legendary horn technology, we welcome and value your comments, suggestions, and feedback. Please email feedback@klipsch.com and share your thoughts with us.

We look forward to hearing from you.



A **Klipsch** BRAND
SPEAKERS

REFERENCE